



6" - 14 gauge spun aluminum ball
gold anodized

Single sheave truck, cast aluminum
revolving, non-fouling type

2 Bronze swivel snaps with covers
per halyard

1 Set of halyard: #10 poly

Optional Sealed Bearing Truck Available



1 - 9" Cast aluminum cleat

Aluminum flash collar

3000 PSI concrete

Hardwood wedges
(supplied by others)

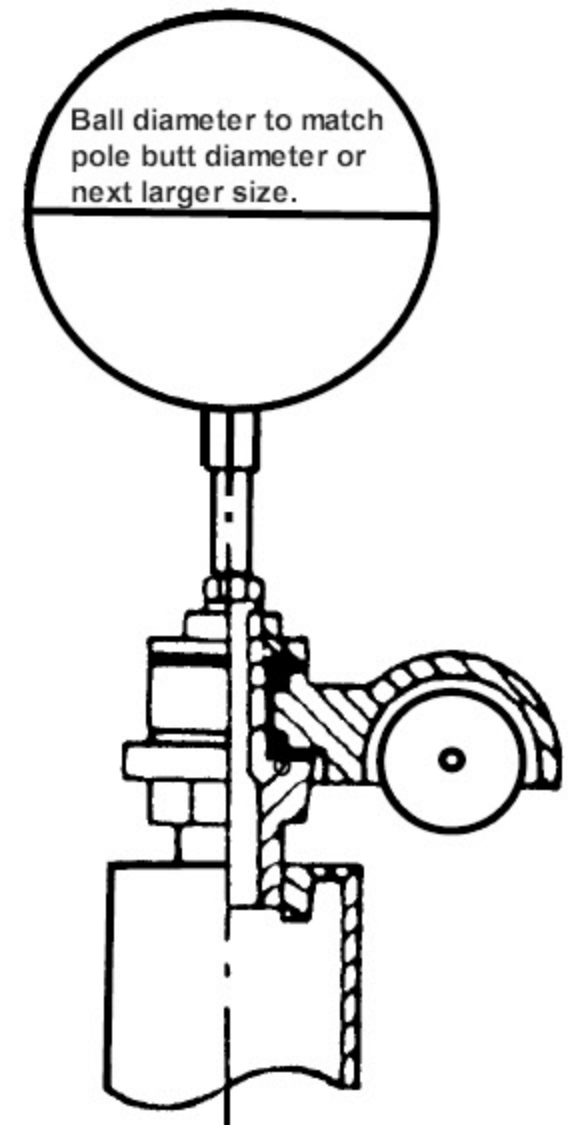
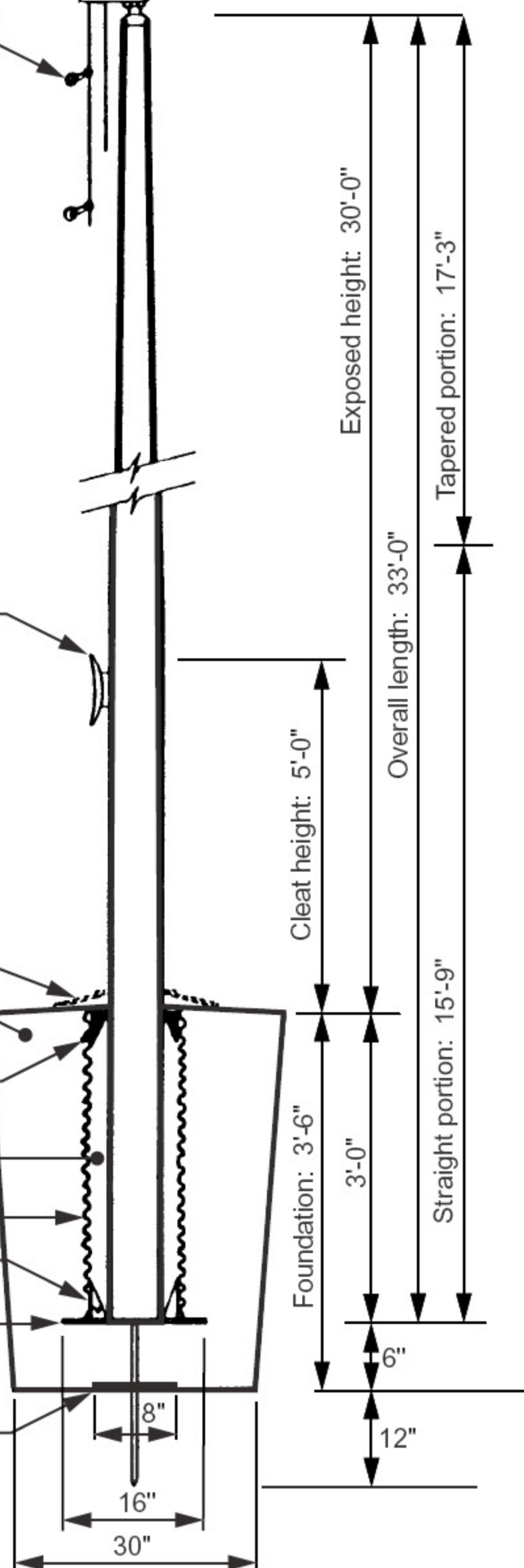
Dry sand tightly tamped
after aligning pole

Foundation sleeve -16 ga
hot dip galvanized steel

Steel centering wedges

1/4" Steel base plate

1/4" Steel support plate
welded to grounding spike



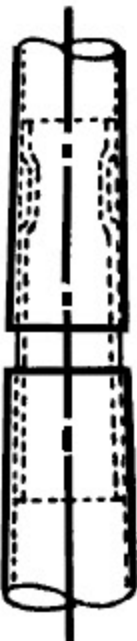
Truck Detail

Aluminum body
Stainless steel ball bearings
Aluminum sheave
Cast aluminum spindle

All shafts with overall
length of more than
38'-6" are shipped in
two sections.

Each section matched marked
for field assembly. Exposed
portion of jam sleeve must
be **well lubricated** prior to
assembly.

1-1/2" maximum shop
gap allowed for field fitting
(ram for tight joint)



Anchor D30 30060188

Project:	Ground set tapered aluminum flagpole: ALLOY: 6063T6		Date:
Location:	Exposed height: 30'-0"	Overall height: 33'-0"	Revision:
Architect:	Ship in 1 section	Butt diameter: 6"	
Contractor:	Top diameter: 3-1/2"	Wall thickness: .188"	
Customer:			Job:

Anchor Flag And Flagpole
2044 Hwy 9 West
Longs, South Carolina 29568
800-637-3002 / 843-756-9161
FAX. 843-756-9161