



6" - 14 gauge spun aluminum ball  
gold anodized

Single sheave truck, cast aluminum  
revolving, non-fouling type

2 Bronze swivel snaps with covers  
per halyard

1 Set of halyard: #10 poly

Optional Sealed Bearing Truck Available



1 - 9" Cast aluminum cleat

Aluminum flash collar

3000 PSI concrete

Hardwood wedges  
(supplied by others)

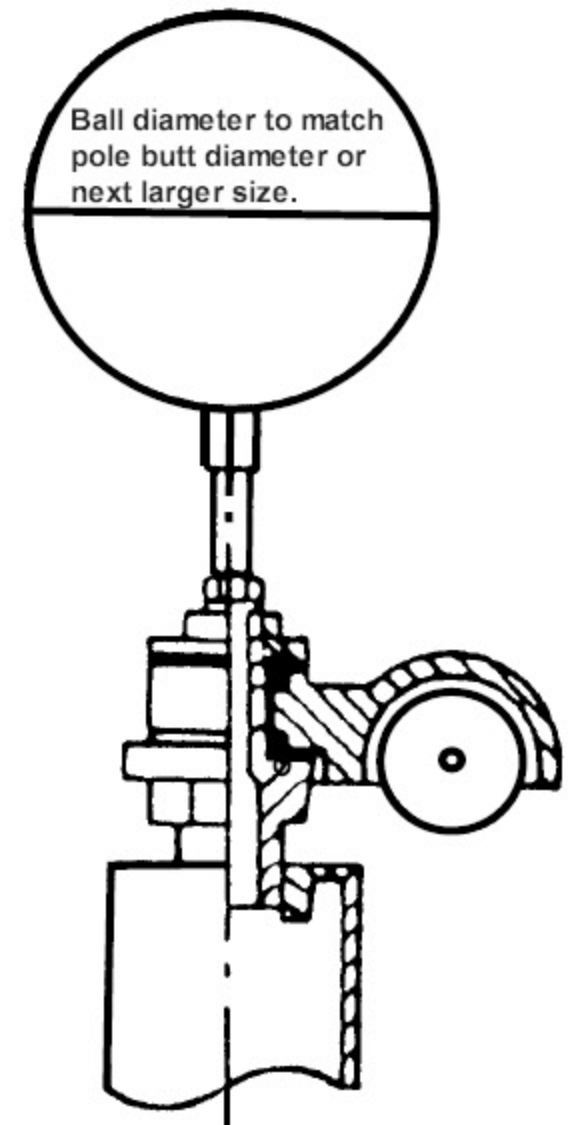
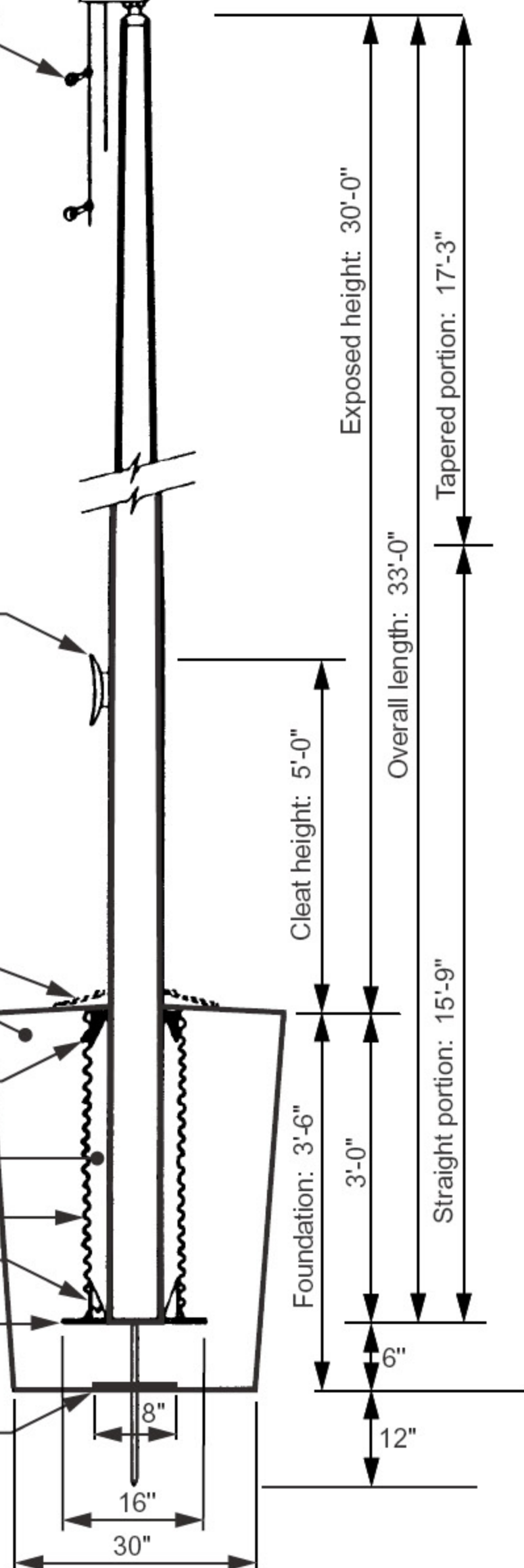
Dry sand tightly tamped  
after aligning pole

Foundation sleeve -16 ga  
hot dip galvanized steel

Steel centering wedges

1/4" Steel base plate

1/4" Steel support plate  
welded to grounding spike



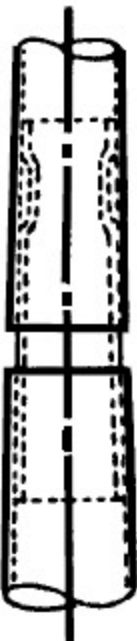
Truck Detail

- Aluminum body
- Stainless steel ball bearings
- Aluminum sheave
- Cast aluminum spindle

All shafts with overall  
length of more than  
38'-6" are shipped in  
two sections.

Each section matched marked  
for field assembly. Exposed  
portion of jam sleeve must  
be **well lubricated** prior to  
assembly.

1-1/2" maximum shop  
gap allowed for field fitting  
(ram for tight joint)



Anchor C30 30060156

Project:	Ground set tapered aluminum flagpole: ALLOY: 6063T6		Date:
Location:	Exposed height: 30'-0"	Overall height: 33'-0"	Revision:
Architect:	Ship in 1 section	Butt diameter: 6"	
Contractor:	Top diameter: 3-1/2"	Wall thickness: .156	
Customer:			Job:

Anchor Flag And Flagpole  
2044 Hwy 9 West  
Longs, South Carolina 29568  
800-637-3002 / 843-756-9161  
FAX. 843-756-9161